


## 8GSRWP GLOBAL STANDARD ROTARY WELLPOINT



Global Pump® Standard Rotary Wellpoint pumps are specifically designed for wellpoint and underdrain dewatering applications.

Capable of handling both water and air, Global Standard Rotary Wellpoint pumps automatically prime and reprime without air elimination systems or operator intervention. Ease of application is inherent, as the positive displacement pump automatically develops the discharge pressure required.

The model 8GSRWP is capable of achieving maximum flows of 1,600 gpm (363 m<sup>3</sup>/h) and maximum discharge pressures up to 25 psig while handling water, air, and solids up to 2.5" (63.5 mm) in diameter.

The standard 8GSRWP is powered by a water-cooled, 4-cylinder diesel engine with reduction gearbox. Alternative drives are available, including other diesel engines or electric motor options.

### FEATURES

Global Pump's proven Rotary Helical Lobe pump with pulsation-free convoluted, 4-lobe rotors

Replaceable wearplates for both front and rear covers for extended cover life

Silicon Carbide mechanical seals

Direct drive through a flexible coupling and engine-mounted reduction gearbox

Gearbox technology separates the pump head from the gearbox, eliminating cross contamination between pump media and gearbox lubricant

Large suction and discharge header tanks for easy priming, draining and solids settlings

Recirculation line between header tanks to ensure rotors are always wetted

Standard engine control panel provides preset emergency shutdown protection and allows the addition of automatic level control

Rotors, cover seal and product seals can be accessed for inspection, service or replacement by simply removing the front cover

Disassembly of the inlet and outlet pipework and pump housing is not necessary

Standard skid-mounted format with integral fuel tank, tie downs, lifting bail

### OPTIONS

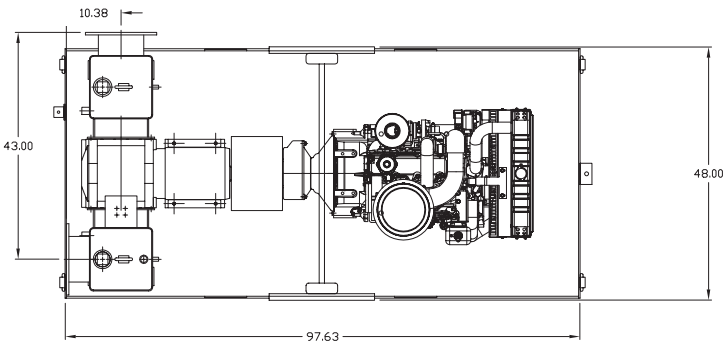
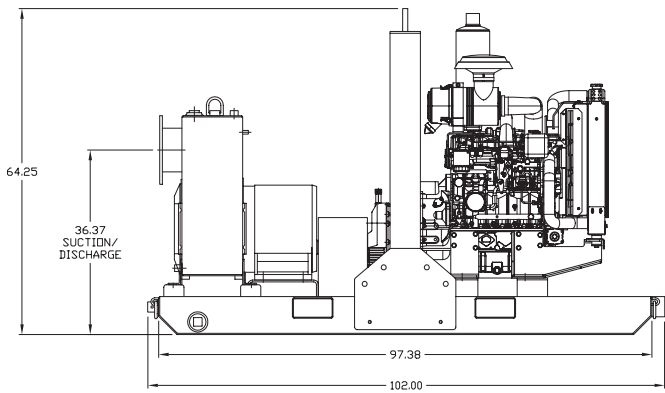
Fuel tanks for extended run times and/or remote location as required

Highway trailer with integral fuel cell/chassis, lights, fenders, tie downs, lifting bail, front and rear jacks. Trailer brakes can be offered as required

Sound attenuated enclosure options

Hose racks, accessory containers and other custom features available as required

Wide range of suction and discharge fittings including Global Pump's own "QD" QuickDisconnect fittings and accessories

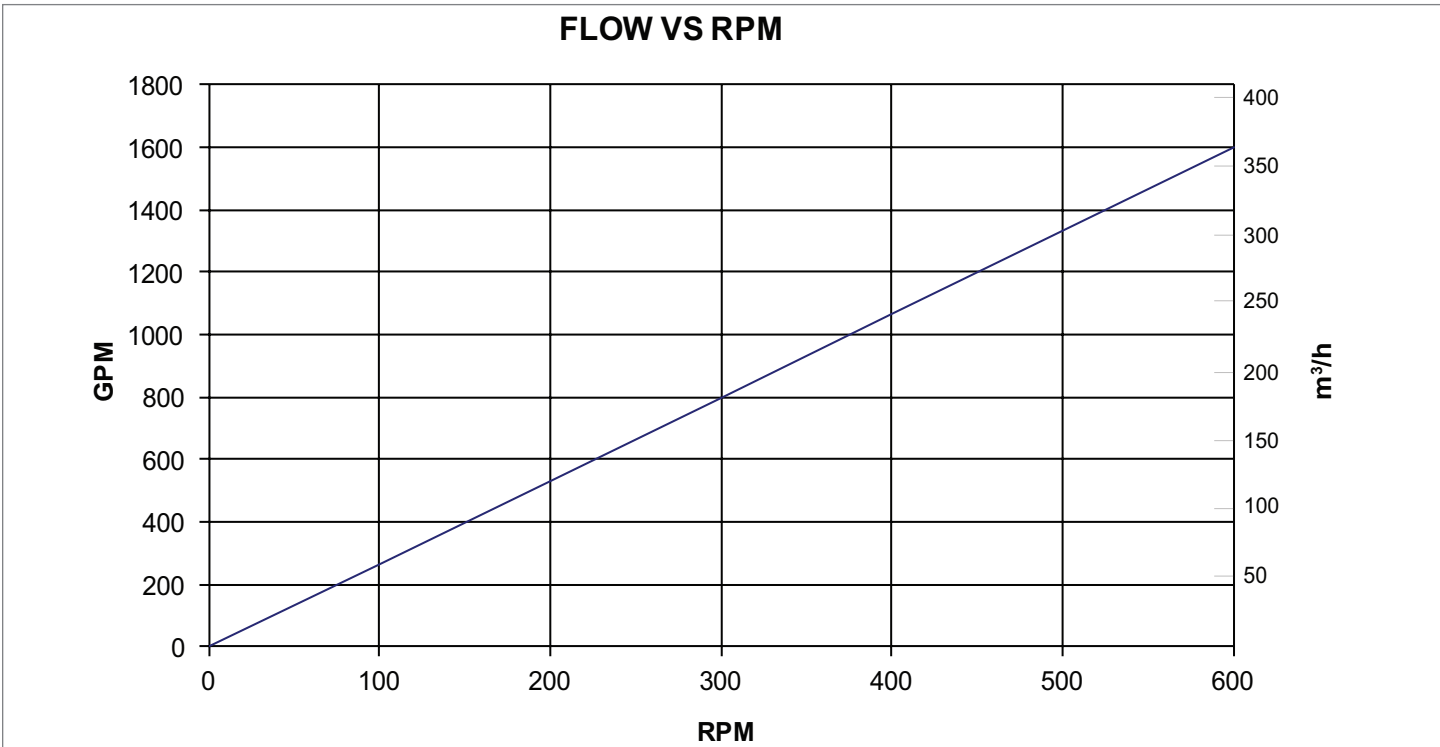


**SPECIFICATIONS**

|                            |                                                                                                 |
|----------------------------|-------------------------------------------------------------------------------------------------|
| Connections                | 8" (200 mm) ANSI Flanges                                                                        |
| Maximum Pump Speed         | 600 rpm (300-500 rpm normal operating range)                                                    |
| Maximum Engine Speed       | 2,250 rpm (1125-1875 rpm normal operating range)                                                |
| Maximum Flow               | 1,600 gpm (290 m <sup>3</sup> /h)<br>(214 cfm) of water or air at 600 rpm pump/2,250 rpm engine |
| Water Temperature Limit    | 140° F (60° C)                                                                                  |
| Solids Handling Capability | 2.5" (63.5 mm)                                                                                  |
| Maximum Casing Pressure    | 75 psig (517 kPa)                                                                               |
| Standard Compact Fuel Tank | 115 gallons (523 liters)                                                                        |
| Dry Weight                 | 3,900 lbs                                                                                       |

**PUMP MATERIAL**

|                       |                                    |
|-----------------------|------------------------------------|
| Casing                | Aluminum                           |
| Rotors                | NBR with cast iron core            |
| Bearing Housings      | Aluminum                           |
| Bearing Covers        | Aluminum                           |
| Wearplates            | Stainless Steel                    |
| Timing Gears          | Case Hardened Steel                |
| Shafts/ Shaft Sleeves | Steel/Stainless Steel              |
| Seal                  | Silicon Carbide on Silicon Carbide |
| Fuel Cell/Chassis     | Steel                              |



**GLOBAL PUMP**  
 10162 East Coldwater Road, Davison, MI 48423  
 Tel: 810.653.4828 Fax: 810.658.0632  
**1.866.360.PUMP** [www.globalpump.com](http://www.globalpump.com)